



# Colorado Woodworkers Guild

*Encouraging all woodworkers in self-expression, craftsmanship and knowledge*

September 2017

---

## President's Message

The Woodworkers Club of Houston, the Houston Area Woodcarvers, and the Gulf Coast Woodturners Association have active memberships drawn from the greater Houston metropolitan area. Many of our fellow woodworkers along the Texas Gulf Coast felt the wrath of Hurricane Harvey. Likewise, many woodworkers in Florida were impacted two weeks later by Hurricane Irma. Recovery will be a long, slow process. Their lives won't return to normal for many months to come. Our thoughts and prayers are not only with our fellow woodworkers but also with the tens of thousands of victims of these two recent natural disasters.

On an upbeat note, the Guild purchased a laser engraver last month. We've got a home for it and we're proceeding to set it up and become familiar with using it, and have already turned out several test pieces. A laser engraver gives the Guild the ability to engrave service insignias on the lids of funeral urns, make custom name badges for members, and possibly put our logo on items we donate to community organizations. Your ideas for future uses are welcomed.

*By Jim McNamee*

## Wanna Make Some Toys?

The Community Service Committee is gearing up for the 2017 Holiday Toys Program. Members help cut, drill, sand, and decorate toys from materials furnished by the Guild. Toys are distributed at the holiday season to child resource agencies, such as shelters and other programs for abused and at-risk kids.

The actual production work is done at working sessions held at Jeff Roth's shop in Parker, at Doug Pinkney's shop in Monument, and in members' own shops. This is a great opportunity for members who would like to gain more experience making toys to work alongside members who are old pros at this game.

To learn more about the program, or sign up for the Toys Brigade for this season, call Charlie Kuechenmeister at (303) 830-2555 [charlesk13@gmail.com](mailto:charlesk13@gmail.com), or Jeff Roth at (303) 517-7095 [jeffroth@myawai.com](mailto:jeffroth@myawai.com)

If you are planning to make toys in your own shop, let us know how many and what kind of toys you are planning to build. Samples of the kinds of toys we build, and a sign-up sheet, will be available at the August meeting.

By Charlie Kuechenmeister  
[community-service@coloradoodworkersguild.org](mailto:community-service@coloradoodworkersguild.org)

## Centuries of Beauty

Guild Member Doug Wilson gave us a presentation on one of his passions, One-Seed Juniper (*Juniperus monosperma*). One-Seed Junipers grow on Doug's land and he's been fascinated with them. They grow at higher altitudes, being native to Arizona, New Mexico, southern Colorado, parts of the Oklahoma Panhandle, and stretches of western Texas. The "One-Seed" portion of its name comes from the fact that its berry-shaped cones contain only a single seed in contrast to all other Juniper species that have two or three seeds per cone.

To satisfy his curiosity about the age of these trees, Doug asked a Colorado Forestry agent to take a core sample from one and count its rings. Growth rings were so tightly packed that the agent could only estimate the age. He surmised it was more than 600 years old. Larger trees on Doug's property were judged to be as many as 2,000 years old.

Variable environmental conditions over the centuries caused the Juniper to cease providing nutrition to certain portions so that the majority of the tree can survive. Dead portions remain attached to the trunk but can be safely removed without doing harm to the rest of the Juniper. Doug and his friend, Mark Belmer, harvest those dead portions and use the wood to craft live edge furniture and sculptural pieces.

Doug and Mark brought samples of the raw wood as well as items they'd fashioned from it. The tightly packed growth rings give the grain of old One-Seed Juniper trees a look quite different from other species. Straight from the tree, trunks are deeply embedded with centuries of wind driven dirt, stones, and

debris. That material quickly dulls woodworking tools. Marc had to change his chainsaw blade six times in the process of cutting off a dead portion of one tree.

Doug measured the moisture content of pieces of dead wood. Two different moisture meters each reported 0%, an astounding low value. Wood this old and dry tends to be brittle.

Doug turned to a farrier's file to rough out a sculptural shape intended to preserve the original shape of the trunk. He cleaned out debris from the deep crevasses using a thin curved tool intended for use during human hip replacement surgery. Power sanding tends to damage the brittle edges of the wood. So with most debris removed, Doug turned to hand sanding to smooth the surfaces. Cloth-backed sheets worked best for this step. As he went to finer grits, Doug added Watco oil to form a slurry to achieve a smooth lustrous surface.

Mark showed us a live edge bench he made from a 3-inch slab of One-Seed Juniper. He took the same preparation and finishing steps Doug did.

Harvesting and working Doug's sculptural masterpiece took more than 600 hours of his time. If he were to sell it, you can only imagine what the asking price would be.



## Show & Tell

The August meeting, while lightly attended due to the tendency for members to go on holiday, had quite a few submissions to the Show and Tell. First off was Bill Knoll with a pair of picture frames he made from cedar fence pickets. These weren't just any fence picket though; they were vintage 40+ year old fence pickets. Bill thought that while they look interesting with their weathered appearance, they are also a bit tricky to get cut accurately for a picture frame.



Next was Cary Goltermann (El Capitan Emeritus) with what is claimed to be the worst plane Stanley ever made. Cary used this plane to prove that with a bit of tuning and a properly sharp blade even a low-end plane can be made to perform well. Cary sharpened said plane blade as a part of his demonstration at the July meeting when he was doing the scary sharp method.



Don Prorak and Larry Abrams presented a joint project in which Don made a set of crochet hooks based on a DVD he checked out from the Guild library and Larry made a yarn ball spinner.



Mel Dahlberg brought in a cabinet door, but he noted making the door was not the sole focus of the job as he has made a lot of cabinets and this was one of 28 doors/drawer fronts he recently completed. Mel was sharing the finishing technique of glazing. For those not familiar with glazing, it is where you add a stain or tint to a clear coat so that it imparts color as you build up

the finish. This allows for additional effects in your finishing repertoire and control the color better on woods that are usually prone to uneven staining. In this case Mel's wife was very happy with the look of the new kitchen.



Frank Livingston brought in a pair of bowls he turned from blanks made of Baltic birch plywood and oriented strand board (OSB). Frank noted that the holes in OSB make it much more suitable as a pretzel bowl than a soup bowl.



The winner of the night was Jay Stephens' side table *au naturale*. Jay made this from a combination of pieces of 50-year old redwood fence and honey locust limbs from his neighbor.

Thank you to everyone who brought in their work to be seen by the rest of the group. Remember that each month, show and tell is one of the staples of the meeting, so please continue to bring your pieces and tell the rest of us what you've been doing.

Kevin Loyd

Shows & Exhibits

## About Wood

This month, we consider Shagbark Hickory (*Carya ovata*), also known as Carolina Hickory, Red Heart Hickory, Shell Bark Hickory, Scalybark Hickory, White Hickory, and Upland Hickory, a large size tree from the family Juglandaceae, the walnut family. The Hickory/Pecan group consists of 17-19 species, of which as many as 12 are native to the United States. Only one species of hickory lives outside of the United States.

Recall that in previous columns, we have defined the Modulus of Rupture (MOR), the Modulus of Elasticity (MOE), Crush Strength, and Janka Hardness. We will continue to use those terms. Most of the other terms are generally well understood and will not be defined further. If you have questions about other terms or questions about a specific wood, contact [wood@coloradowoodworkersguild.org](mailto:wood@coloradowoodworkersguild.org).



### Shagbark Hickory

Here is a summary of the characteristics of Shagbark Hickory:

- Distribution: Eastern United States
- Tree size: 65-120 ft (20-36.5 m) tall; 1-2 ft (0.3-0.6 m) trunk diameter
- Average Dried Weight: 50 lbs/ft<sup>3</sup> (800 kg/m<sup>3</sup>)
- Specific Gravity: (Basic, 12% MC): .64, .80
- Modulus of Rupture (MOR): 20,200 lbf/in<sup>2</sup> (139.3 MPa)
- Modulus of Elasticity (MOE): 2,160,000 lbf/in<sup>2</sup> (14.90 GPa)
- Crush Strength: 9,210 lbf/in<sup>2</sup> (63.5 MPa)
- Janka Hardness: 1,880 lbf (8,360 N)
- Shrinkage: Radial, 7.0%; Tangential, 10.5%; Volumetric, 16.7%; T/R Ratio, 1.5
- Heartwood Appearance: light to medium brown with a reddish hue
- Sapwood Appearance: paler yellowish brown
- Grain/Texture: usually straight though occasionally wavy; texture is medium
- Stability: must be carefully seasoned; reported to have high dimensional stability once seasoned
- Relative strength: brittle, but very strong

- Decay Resistance: non-durable to perishable regarding heartwood decay and also very susceptible to insect attack
- Workability: difficult to work with tearout common; cutting edges must be kept sharp; can be turned; wood is hard and heavy; does not nail well; will hold screws with pre-boring; requires careful sanding to achieve smooth surface; glues and finishes well; responds well to steam bending
- Odor: no characteristic taste or odor
- Toxicity: None
- Potency: low
- Toxicity Source: normal wood dust precautions
- Reaction: respiratory
- Sustainability: with large natural range, the lumber is readily available; not threatened
- Uses: many including flooring, furniture, tool handles, veneer, cabinetry, and spokes or dowels; millwork; chairs; turnery
- Typical Cost: moderate (\$4-6.00/bdf depending upon cut and quantity); compares to Red Oak or Soft Maple
- Comments: among the the hardest and strongest of woods native to the United States; denser, stiffer and harder than either
- White Oak or Hard Maple; also has a very high thermal energy content when burned, and is sometimes used as fuelwood for wood stoves; also used as charcoal in cooking or smoking



If you have questions about a specific wood, don't hesitate to send a note to [wood@coloradoodworkersguild.org](mailto:wood@coloradoodworkersguild.org).

---



## Membership

***Membership Problems? Send an email to [programs@coloradoodworkersguild.org](mailto:programs@coloradoodworkersguild.org)***

Many of you prefer to pay by check either at a meeting or through the mail. To support this, a new web page has been added. If you go to <http://ColoradoWoodworkersGuild.org> and look under **About**, you will see **Pay for Membership by Check**. Click on this and you'll be taken to a page where you can fill in your info and print the page. If you log in first, most of the info will be filled in for you so I won't have to decipher your handwriting (no offense) and the data will be machine-readable. Mail the page to CWG with a \$30 check or bring it to a meeting with your check.

**Colorado Woodworkers Guild  
P.O. Box 100996  
Denver, CO 80250**

Membership status as of this writing:

107 Members paid through the end of 2016


189 Members paid through the end of 2017

What is an active membership? A membership is valid through the end of the calendar year. If you have not renewed for 2017, your membership was still considered active until 1 April 2017.

I have begun to disable memberships for those who have not renewed for 2017. If your membership becomes disabled and you have renewed for 2017, please let me know. We have had some issues with PayPal renewal from our web site.

**Now is a great time to renew your membership.**

The 2017 member cards look like this (member name/expiration in red text on a white background). If your member card does not look like this, it has expired.



If you believe that you have renewed for 2017 and do not have a current membership card, please let me know. Send an email to [programs@coloradoodworkersguild.org](mailto:programs@coloradoodworkersguild.org) and I'll address the problem. Thanks.

***Cary Goltermann - Assistant to the Membership Chair***



## Frank Paxton Lumber Wood of the Month

The featured Wood of the Month for September from Frank Paxton Lumber is four-quarter (4Q), S3S European Beech in random widths and lengths.

Paxton also has a flash special this month on FAS One Face (F1F) and better, S3S Hickory in 9-inch widths and wider.

As always, call 303-399-6047 for pricing.

## Sponsor Update: Tool Zone

The Tool Zone has been associated with and supported the Colorado Woodworkers Guild since 2011. The Tool Zone was founded in 1995 to serve greater Denver, Colorado metro area tool enthusiasts, contractors, and do-it-yourselfers. Tool Zone occupies 10,000 square feet of retail and warehouse space at 8651 N Grant Street in Thornton. Its staff has extensive experience with woodworking, mechanical, and construction tools and equipment.

Tool Zone aims to offer outstanding customer service with the highest quality products at the lowest possible prices. They have an extensive line of woodworking power and hand tools along with tools for other crafts and industries. Tool Zone offers Guild members a discount on purchases with a valid Guild membership card. If you would like to know more, visit Tool Zone's website or the Guild's Sponsor liaison.

Tool Zone website: [www.toolzone.com](http://www.toolzone.com)  
Telephone: 303 252-8500 or 1 800 930-8665

Guild Liaison for Tool Zone is Bob Kleinfeldt  
[liaison-toolzone@coloradowoodworkersguild.org](mailto:liaison-toolzone@coloradowoodworkersguild.org)

## CWG Sponsors

The Colorado Woodworkers Guild is fortunate to have a number of companies as sponsors. Our sponsors help the Guild with programs, materials, supplies, facilities, display space, financial, and other means. In many cases, Guild members are able to obtain discounts from our sponsors (except for power tools and sale items). Please note: Guild discounts only apply to in-person purchases in the store (except where noted) and are not available at any sponsor's online store. You must show a current membership card to obtain the discount

**A Cut Above** 16512 Arminta Street Van Nuys, CA 91406 Phone: 800-444-2999  
Website: [www.acutabove.com](http://www.acutabove.com)

**Austin Hardwoods of Denver, Inc.** 975 W. Mississippi Denver, CO 80223 Phone:  
303-733-1292  
Website: [www.austinhardwoods.com](http://www.austinhardwoods.com)

**B & B Rare Woods** 871 Brickyard Circle, Unit C4, Golden, CO 80403 Phone: 303-986-2585  
Website: [www.wood-veneers.com](http://www.wood-veneers.com)

**Charlie's 2nd Hand Store, Inc.** 2227 Larimer Street Denver, CO 80205 Phone: 303-295-1781  
Website: [www.usedtoolsplus.com](http://www.usedtoolsplus.com)

**Collector's Specialty Woods** 4355 Monaco Street, Unit A, Denver, CO 80216 (Denver showroom and warehouse) and 8055 County Road 570 Gardner, CO 81040 (southern Colorado wood yard, kiln drying facility, woodshop, and another showroom) Phone: 800-746-2413

**Denver Woodworking Company** 2062 S. Bannock Street Denver, CO 80223 Phone:  
303-733-3130 Website: [www.denverwoodworking.com](http://www.denverwoodworking.com)

**EZ Dado** 5220 E. 130th Circle Thornton, CO 80241 Phone: 303-902-8134  
Website: [www.ezdado.com](http://www.ezdado.com)

**Mile High Tree Care, Inc.** 6010 W. 56th Avenue, Arvada, CO 80002 Phone: 303-292-9393  
Website: [www.milehightreecare.com](http://www.milehightreecare.com)

**Frank Paxton Lumber Company** 4837 Jackson Street Denver, CO 80216 Phone:  
303-399-6047  
Website: [www.paxtonwood.com/denver.aspx](http://www.paxtonwood.com/denver.aspx)

**Reclaimed Boxcar Flooring** Phone: 303-913-6373  
Website: [www.reclaimedboxcarflooring.com](http://www.reclaimedboxcarflooring.com)

**Rockler Woodworking and Hardware** 2553 S. Colorado Blvd Denver, CO 80222 Phone:  
303-782-0588 Website: [www.rockler.com/retail/denver-colorado-hardware-store.cfm](http://www.rockler.com/retail/denver-colorado-hardware-store.cfm)

**Signature Medallions** 4218 Ponce De Leon Drive La Mesa, CA 91941 Phone: 619-303-2876  
Website: [www.signaturemedallions.com](http://www.signaturemedallions.com)

**TC Woods** 5406 County Road 23 Ft. Lupton, CO 80621 Phone: 3-666-8989  
Website: [www.tcwoods.com](http://www.tcwoods.com)

**Tool Zone, Inc.** 8651 Grant Street, Unit 1A Thornton, CO 80229 Phone: 303-252-8500  
Website: [www.toolzone.com](http://www.toolzone.com)

**Woodcraft of Denver** 6770 S. Peoria Street Centennial, CO 80112 Phone: 303-290-0007  
Website: <http://www.woodcraft.com/stores/store.aspx?id=305>

## 2017 Guild Officers



Jim McNamee - President  
[president@coloradowoodworkersguild.org](mailto:president@coloradowoodworkersguild.org)



Clifford Whitehouse - Vice President  
[vice-president@coloradowoodworkersguild.org](mailto:vice-president@coloradowoodworkersguild.org)



Laura Peterson - Treasurer  
[treasurer@coloradowoodworkersguild.org](mailto:treasurer@coloradowoodworkersguild.org)



Gary Glatthar - Secretary  
[secretary@coloradowoodworkersguild.org](mailto:secretary@coloradowoodworkersguild.org)



Bob Kleinfeld - Board Member at Large & Newsletter Editor  
 (email address pending)

## Guild Committee Chairs











William Knoll - Audio-Video Committee  
[video@coloradowoodworkersguild.org](mailto:video@coloradowoodworkersguild.org)



Stan Wolpert - Classes Chair  
[classes@coloradowoodworkersguild.org](mailto:classes@coloradowoodworkersguild.org)



Charles Küchenmeister - Community Service Committee Chair  
[community-service@coloradowoodworkersguild.org](mailto:community-service@coloradowoodworkersguild.org)

	<p>Bob Kleinfeldt - Newsletter Editor  <a href="mailto:newsletter@coloradowoodworkersguild.org">newsletter@coloradowoodworkersguild.org</a></p>
	<p>Cary Goltermann - Programs  <a href="mailto:programs@coloradowoodworkersguild.com">programs@coloradowoodworkersguild.com</a></p>
	<p>Jack Brock - Publicity and Public Relations  <a href="mailto:publicity-pr@coloradowoodworkersguild.org">publicity-pr@coloradowoodworkersguild.org</a></p>
	<p>Kevin Loyd - Shows and Exhibits  <a href="mailto:shows@coloradowoodworkersguild.org">shows@coloradowoodworkersguild.org</a></p>
	<p>Chuck His - Librarian  <a href="mailto:library@coloradowoodworkersguild.org">library@coloradowoodworkersguild.org</a></p>
	<p>Dick Daily - Refreshments  <a href="mailto:hospitality@coloradowoodworkersguild.org">hospitality@coloradowoodworkersguild.org</a></p>
	<p>Dennis Machlica - Membership  <a href="mailto:membership@coloradowoodworkersguild.org">membership@coloradowoodworkersguild.org</a></p>
	<p>Michael Cunningham - Classified Ads  <a href="mailto:classifiedads@coloradowoodworkersguild.com">classifiedads@coloradowoodworkersguild.com</a></p>



Wilbur Goltermann - Webmaster  
[webmaster@coloradowoodworkersguild.com](mailto:webmaster@coloradowoodworkersguild.com)

## A Note to Our Readers

You'll notice some differences between this newsletter and previous ones. Our former stalwart newsletter editor - Al Limiero - retired from many years of working his magic with Guild newsletters, and Bob Kleinfeldt is trying to fill his shoes. Not an easy task under any condition but one made more tricky because Al used Publisher on a Windows machine and Bob is using Pages on a Mac. Some of the differences in format and the like are not exactly what Bob had in mind, but they will be smoothed a bit with each succeeding edition.

Stay tuned, and thanks for your patience.